



Product description

SEFAR® PA polyamide screen printing mesh is suitable for applications where highly abrasive inks are used and wherever the stencil has to fit to a shaped substrate. Typical applications, for example, containers that are subject to small dimensional changes between the individual pieces. This can be compensated when using SEFAR® PA due to its elasticity. SEFAR® PA therefore suits very well for tiles and other printing substrates having rough surfaces.

SEFAR® PA

Mesh number	Mesh count [1/cm]	Mesh count [1/inch]	Thread diameter nominal [μm]	Weave	Tolerance of mesh count [± n/cm]	Mesh opening [μm]	Open area [%]	Mesh thickness (woven) [μm]	Tolerance of mesh thickness [± μm]	Theoretical ink volume [cm³/m²]	Available mesh widths (Tolerance -0 / +4) [cm]													
											115	158												
200/510-30 TW	200	510	30	2:2	5	18	13	57	5	7	▼●	●												
180/460-30 TW	180	460	30	2:2	4.5	24	19	60	3	11	▼●	▼○												
165/420-35 TW	165	420	35	2:2	4	24	16	64	3	10	○													
165/420-30 PW	165	420	30	1:1	4	28	21	47	3	10	▼●													
150/380-30 PW	150	380	30	1:1	4	36	29	50	3	15	▼●													
140/355-35 PW	140	355	35	1:1	3.5	34	23	56	3	13	▼●	▼●												
140/355-30 PW	140	355	30	1:1	3.5	40	31	47	3	15	▼●													
130/330-35 PW	130	330	35	1:1	3.5	41	28	56	3	16	▼													
120/305-35 PW	120	305	35	1:1	3	47	37	57	3	18	▼●	▼●												
120/305-30 PW	120	305	30	1:1	3	51	37	49	3	18	▼○	▼												
100/155-38 PW	100	255	38	1:1	2.5	61	37	66	3	25	▼○	○												
90/230-44 PW	90	230	44	1:1	2.5	66	35	74	4	26	●	○												
77/195-50 PW	77	195	50	1:1	2	82	40	82	4	33	○	●												
61/156-60 PW	61	156	60	1:1	1.5	103	39	100	5	39	●	●												
54/137-60 PW	54	137	60	1:1	1.5	125	46	103	5	47		●												
48/123-70 PW	48	123	70	1:1	1	136	43	128	6	55		○												
40/103-80 PW	40	103	80	1:1	1	171	47	142	8	66	●	○												
36/92-90 PW	36	92	90	1:1	1	190	47	158	8	74		●												
24/60-160 PW	24	60	160	1:1	1	252	37	287	16	105		●												
12/30-300 PW	12	30	300	1:1	1	521	39	525	26	205	●													
10/25-350 PW	10	25	350	1:1	1	640	41	610	31	250		●												

In stock = ▼● Item on request = ▼○ Color: white = ●○ yellow = ▼▼

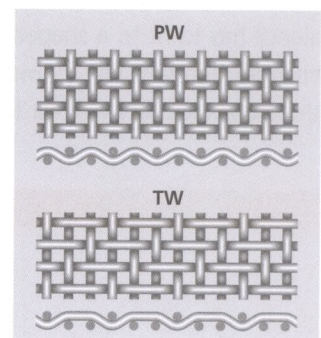

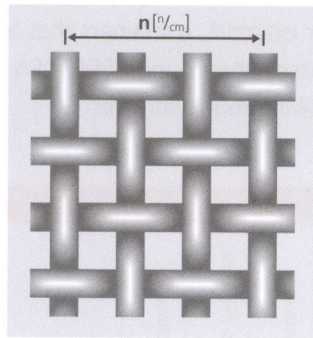
Subject to change without notice

Roll lengths

Identification of sales roll	Roll length including tolerance
4AE077055P158Y0E	30 m +/- 3 m
4AE077055P158Y0G	50 m +/- 5 m
4AE077055P158Y0L	15 m +11,9 m/-10 m

Definitions

90/230-44 W PW
 90/230-44 W PW
 90/230-44 W PW
 90/230-44 W PW
 90/230-44 W PW



Mesh number

Mesh count $1/cm$ 90/230-44 W PW
 Mesh count $1/inch$ 90/230-44 W PW
 Thread- \varnothing d_{nom} 90/230-44 W PW
 Mesh color 90/230-44 W PW
 Type of weave 90/230-44 W PW
 (white = W, yellow = Y)

Mesh count n [$1/cm$]

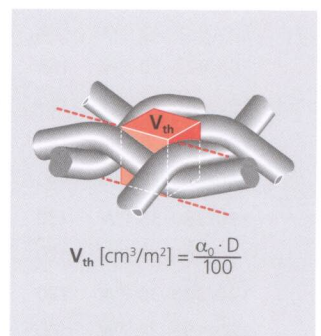
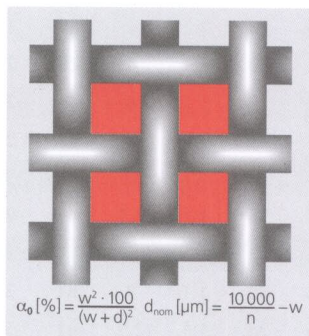
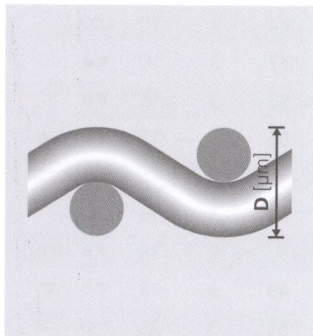

The mesh count **n** stands for the number of threads per cm or inch. The tolerance is the defined range of the statistically ascertained mean values of mesh counts.

Thread diameter nominal

d_{nom} [μm]
 The diameter d_{nom} is measured on the thread before weaving.

Weave

The type of weave is either **PW** (plain weave 1:1) or **TW** (twill weave 2:1, 2:2)



Mesh opening w [μm]

The mesh opening **w** is the distance between two adjacent warp or weft threads.

Mesh thickness D [μm]

The mesh thickness **D** is measured according to ISO 5084. The tolerance is the defined range of the statistically ascertained mean values of mesh thickness.

Percentage of open area α_o [%]

The percentage of open area α_o is the sum of all mesh opening areas expressed as a percentage of the total screen area. It is calculated from the mean value of mesh openings and the actual diameter of the threads.

Theoretical ink volume

V_{th} [cm^3/m^2]
 The theoretical ink volume V_{th} is calculated from the mesh thickness **D** and the percentage of open area α_o .

The abbreviations correspond with DIN Norm 16 611. All values correspond to unstretched mesh.

Note

The product data stated here and our advice on application technology, in verbal and written form and on the basis of tests and experiments, are provided to the best of our knowledge and belief; however, this information must be regarded as non-binding. It is based on our current knowledge and experience, and on standardized process and test conditions as per DIN standards 16610 / 16611 / 53804 and ISO 13934-1 / 5084. As many variations may occur due to each specific application, we are unable to provide an overall assessment regarding the range of fluctuations for processes and follow-up processes (i.e. parameters, interactions with materials and machines used, and chemical reactions). For this reason, the parameters we recommend should be understood merely as values for guidance purposes. All the illustrations, descriptions, data, diagrams and tables, etc., shown here may change without prior notice, and they do not represent the contractually agreed characteristics of the product. It is impossible for us to have control over the post-processing of our products, so the user is solely responsible in this regard.

Our products are sold and distributed in accordance with the latest version of our General Terms and Conditions of Sale and Delivery.



Sefar AG

Hinterbissastrasse 12
 CH-9410 Heiden
 Phone +41 71 898 57 00
 Fax +41 71 898 57 21
 printing@sefar.com
 www.sefar.com